



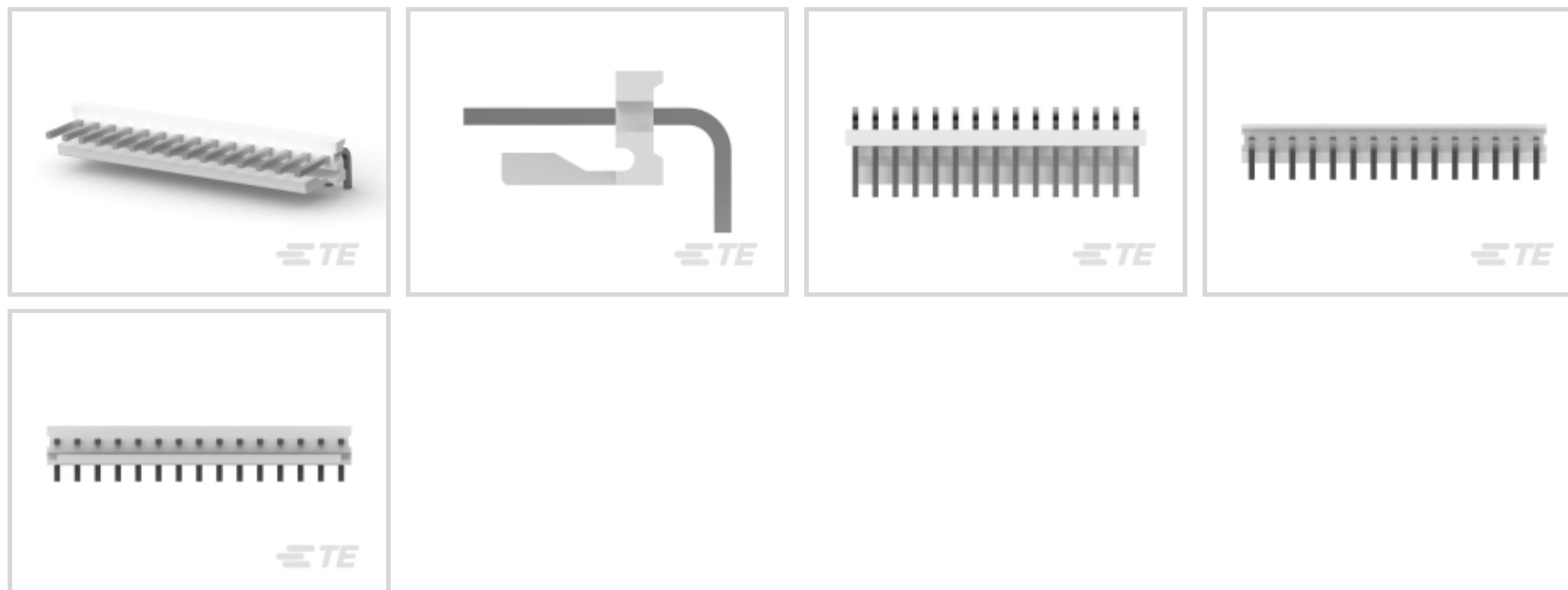
MTA 156

TE Internal #: 1-640387-5

Rectangular Power Connectors, Header, Plug, Wire-to-Board, 15 Position, 3.96 mm [.156 in] Centerline, Printed Circuit Board, UL 94V-0, MTA 156

[View on TE.com >](#)

Connectors > Power Connectors > Rectangular Power > Rectangular Power Connectors



Rectangular Power Connector Type: **Header**

Connector & Housing Type: **Plug**

Connector System: **Wire-to-Board**

Number of Positions: **15**

Centerline (Pitch): **3.96 mm [.156 in]**

Features

Product Type Features

Header Type	Partially Shrouded
Rectangular Power Connector Type	Header
Connector & Housing Type	Plug
Connector System	Wire-to-Board
Sealable	No
Connector & Contact Terminates To	Printed Circuit Board

Configuration Features

Number of Positions	15
PCB Mount Orientation	Right Angle
Number of Power Positions	15
Number of Rows	1

Electrical Characteristics

Operating Voltage	600 VAC
-------------------	---------

Contact Features



Contact Layout	Inline
Contact Underplating Material	Nickel
Contact Base Material	Copper Alloy
Contact Current Rating (Max)	7 A
Contact Retention Within Housing	Without
Contact Type	Pin
PCB Contact Termination Area Plating Material	Tin
Contact Mating Area Plating Material	Tin
Contact Mating Area Plating Material Thickness	2.54 μm [100 μin]
Underplate Material Thickness	50 μm [1.27 μin]
Contact Termination Area Plating Thickness	2.54 μm [100 μin]

Termination Features

Termination Post & Tail Length	3.18 mm[.125 in]
Termination Method to Printed Circuit Board	Through Hole - Solder

Mechanical Attachment

Strain Relief	Without
Mating Alignment	Without
PCB Mount Alignment	Without
Panel Mount Feature	Without
PCB Mount Retention	Without
Connector Mounting Type	Board Mount
Mating Retention	With
Mating Retention Type	Friction Lock

Housing Features

Right Angle Bending Side	Rear
Centerline (Pitch)	3.96 mm[.156 in]
Housing Color	Natural
Housing Material	Polyester - GF

Dimensions

PCB Thickness (Recommended)	.06 mm[1.6 in]
Mating Post Length	10.16 mm[.4 in]
Height	10.79 mm[.425 in]



Length	59.44 mm[2.34 in]
--------	-------------------

Usage Conditions

Operating Temperature Range	-55 – 105 °C[-67 – 221 °F]
-----------------------------	----------------------------

Operation/Application

Circuit Application	Power
---------------------	-------

Industry Standards

CSA Rating	Certified
------------	-----------

UL Flammability Rating	UL 94V-0
------------------------	----------

Glow Wire Rating	Standard Part - Not Glow Wire
------------------	-------------------------------

Agency/Standard Number	E28476
------------------------	--------

Agency/Standard	CSA, UL
-----------------	---------

UL Rating	Recognized
-----------	------------

CSA File Number	LR7189
-----------------	--------

Packaging Features

Packaging Method	Package
------------------	---------

Packaging Quantity	250
--------------------	-----

Other

For Use With	MTA .156 Connector Assembly or SL .156 Connector Assembly
--------------	---

Product Compliance

[For compliance documentation, visit the product page on TE.com>](#)

EU RoHS Directive 2011/65/EU	Compliant
------------------------------	-----------

EU ELV Directive 2000/53/EC	Compliant
-----------------------------	-----------

China RoHS 2 Directive MIIT Order No 32, 2016	No Restricted Materials Above Threshold
---	---

EU REACH Regulation (EC) No. 1907/2006	Current ECHA Candidate List: JUNE 2022 (224) Candidate List Declared Against: JUNE 2022 (224) Does not contain REACH SVHC
--	---

Halogen Content	Not Low Halogen - contains Br or Cl > 900 ppm.
-----------------	--

Solder Process Capability	Wave solder capable to 265°C
---------------------------	------------------------------

Product Compliance Disclaimer



This information is provided based on reasonable inquiry of our suppliers and represents our current actual knowledge based on the information they provided. This information is subject to change. The part numbers that TE has identified as EU RoHS compliant have a maximum concentration of 0.1% by weight in homogenous materials for lead, hexavalent chromium, mercury, PBB, PBDE, DBP, BBP, DEHP, DIBP, and 0.01% for cadmium, or qualify for an exemption to these limits as defined in the Annexes of Directive 2011/65/EU (RoHS2). Finished electrical and electronic equipment products will be CE marked as required by Directive 2011/65/EU. Components may not be CE marked. Additionally, the part numbers that TE has identified as EU ELV compliant have a maximum concentration of 0.1% by weight in homogenous materials for lead, hexavalent chromium, and mercury, and 0.01% for cadmium, or qualify for an exemption to these limits as defined in the Annexes of Directive 2000/53/EC (ELV). Regarding the REACH Regulation, the information TE provides on SVHC in articles for this part number is based on the latest European Chemicals Agency (ECHA) 'Guidance on requirements for substances in articles' posted at this URL: <https://echa.europa.eu/guidance-documents/guidance-on-reach>

Compatible Parts



TE Part # 644958-1
15P MTA156 HDR ASSY,R/A,OMIT



TE Part # 1-643067-5
15P MTA156 MOLDED COVER



TE Part # 1-640251-5
15P SL156 HSG W/O LCK RAMP



TE Part # 1-643071-5
15P 156 CL MTA FD/TH COVER



TE Part # 1-640551-5
15P MTA156 COVER



TE Part # 1-770996-5
15P SL 156 HSG W/TABS W/O LR



TE Part # 1-640643-5
15P MTA156 COVER F/T



TE Part # 4-640431-5
15P MTA156 CONN ASSY 18AWG ORA



TE Part # 4-640432-5
15P MTA156 CONN ASSY 20AWG YEL



TE Part # 4-640434-5
15P MTA156 CONN ASSY 24AWG WHT



TE Part # 4-640435-5
15P MTA156 CONN ASSY 26AWG LF



TE Part # 4-640477-5
15 CIR MTA156 ASSY ON TAPE LF



TE Part # 4-640480-5
15 CIR MTS .156 ASSY ON TAPE L



TE Part # 4-640604-5
15P MTA156 CONN ASSY 18AWG LF




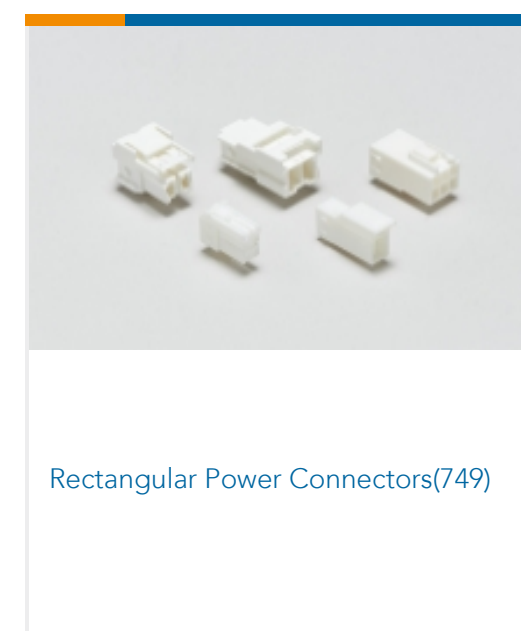

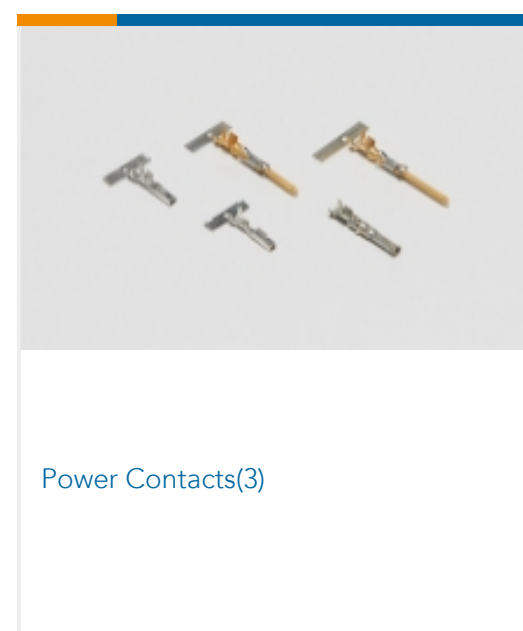
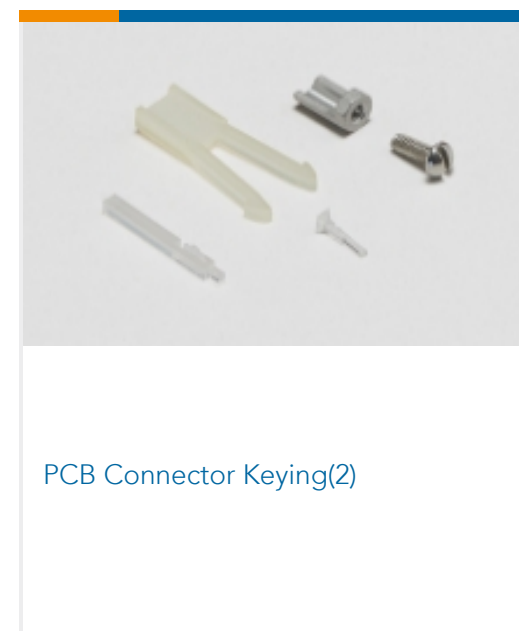
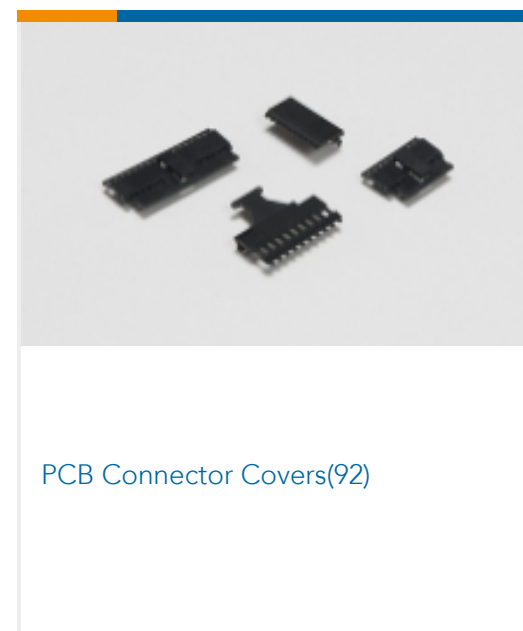
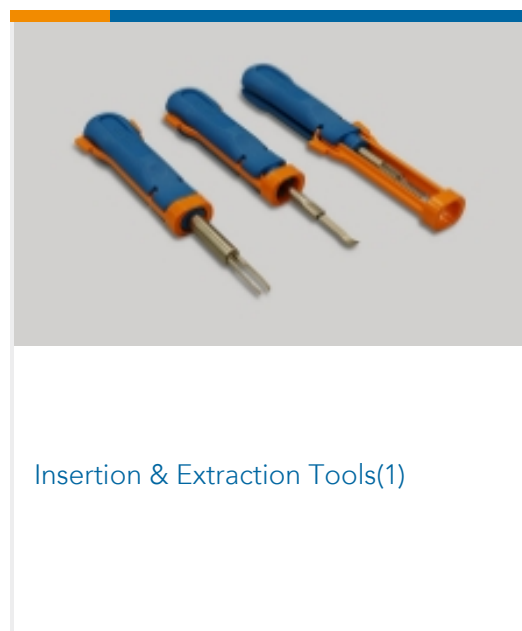
TE Part # 4-640605-5
15P MTA156 CONN ASSY 20AWG LF



TE Part # 4-640606-5
15P MTA156 CONN ASSY 22AWG LF



Also in the Series | MTA 156



Documents

Product Drawings

15P MTA156 HDR ASSY SQ R/A

English

CAD Files

Customer View Model

ENG_CVM_CVM_1-640387-5_AJ.2d_dxf.zip

English



3D PDF

3D

Customer View Model

[ENG_CVM_CVM_1-640387-5_AJ.3d_igs.zip](#)

English

Customer View Model

[ENG_CVM_CVM_1-640387-5_AJ.3d_stp.zip](#)

English

By downloading the CAD file I accept and agree to the [Terms and Conditions](#) of use.

Datasheets & Catalog Pages

[MTA, CST-100 II, SL-156 and AMP Economy Power \(EP\) Connectors](#)

English

Product Environmental Compliance

[TE Material Declaration](#)

English

Agency Approvals

[Agency Approval Document](#)

English

[Agency Approval Document](#)

English